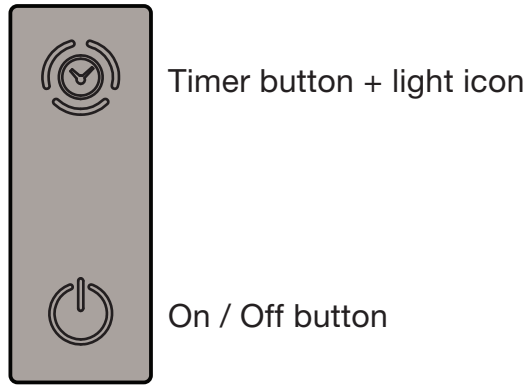










Timer Operation



IMPORTANT

- Please turn on towel warmer switch before using timer.
- When product is operating,  is ON. When product is OFF,  is OFF.

Operating Instructions

1. Make sure towel warmer main switch is ON.
2. Touch  and the light will turn ON (See figure #1), towel warmer will start to work and keep working continuously.
3. Touch  area once, one light will turn ON (See figure #2), towel warmer will delay shut OFF after 2 hours.
4. Touch  area a second time, two lights will turn ON (See figure #3), towel warmer will delay shut OFF after 4 hours.
5. Touch  area a third time, three lights will turn ON (See figure #4), towel warmer will delay shut OFF after 6 hours.
6. Touch  area a fourth time, the three lights will turn OFF (See figure #5), towel warmer will keep working continuously.
7. Touch , all lights will turn OFF (See figure #6), towel warmer will stop working.

NOTE: Please turn off timer first, then turn off towel warmer main switch.



Figure #1



Figure #2
(2 hours)

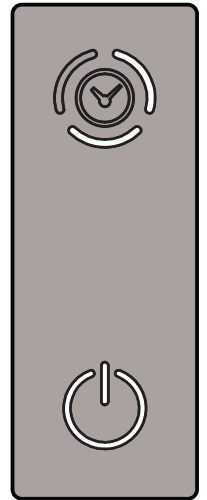


Figure #3
(4 hours)



Figure #4
(6 hours)



Figure #5

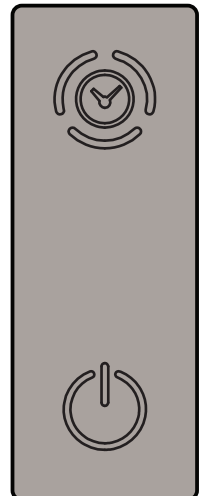


Figure #6